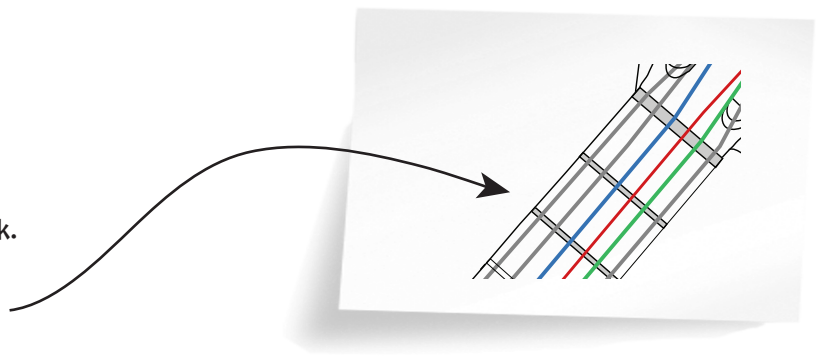


ABC Jazz

Downloaded from www.ringingstringspublications.co.uk.

A free extra resource for the "Rainbow Guitar" tutor book.
Note colours are as in the book (see drawing for colour code).
Backing track available as a separate download.



Medium fast swing

by Hugh Boyde.

Am Bm^{7(b5)} C⁶ Bm^{7(b5)} Am

Am Bm^{7(b5)} C⁶ Bm^{7(b5)} Am

C⁶ Am⁷ Dm⁷ G⁷ C⁶

Am Bm^{7(b5)} C⁶ Bm^{7(b5)} Am

F⁷ Am

F⁷ E⁷

Am Bm^{7(b5)} C⁶ Bm^{7(b5)} Am

Am Bm^{7(b5)} C⁶ Bm^{7(b5)} Am Bm^{7(b5)} E^{7(b13)} Am⁶



1.2. 3.

Ideas for performing “ABC Jazz”


Downloaded from www.ringingstringspublications.co.uk.

1. You can simply play the tune as it is written, 3 times through, with the backing track.

2. You could add notes in the gaps at the end of each line.
Here is an example of some notes added to the 1st few bars:



3. Experiment by changing the rhythm very slightly, or adding a few extra notes to the tune.
Here are some simple ideas:



4. Just put the backing track on and try improvising more freely along with it, using any of the notes that you have met in the “Rainbow Guitar” book (see below). The most important note is “A”. Make it very prominent in your solo.

